

BOOK FOLD CHRISTMAS TREES

TIME: APPROX 1 HOUR

MATERIALS:

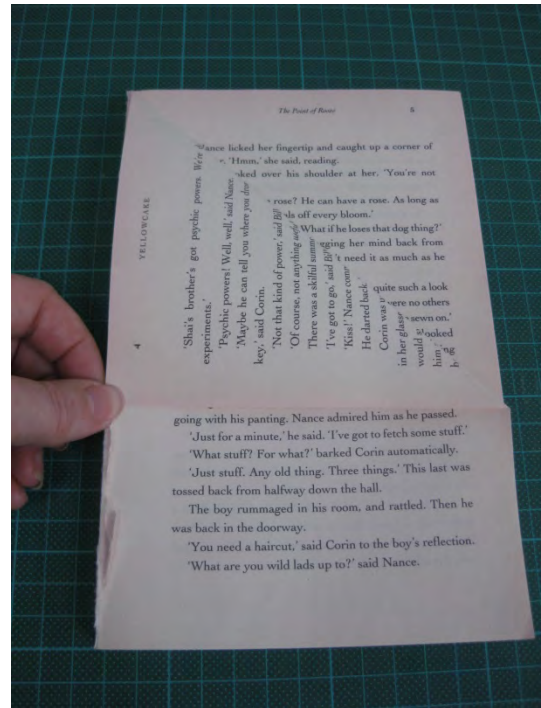
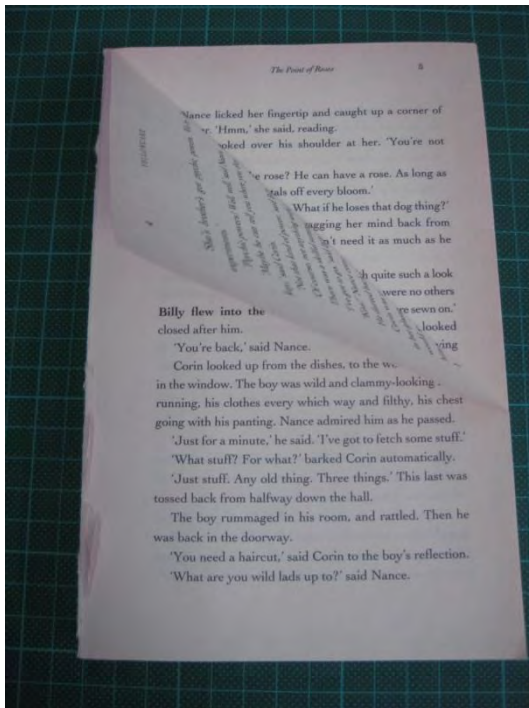
- 1 X PRELOVED PAPERBACK BOOK APPROX 125 PAGES
- GLUE STICK
- TINY POM POMS OR BEADS
- STAR FOR THE TOP
- PVA GLUE




SWeLL Maker Space
HELENSVALE STATE HIGH SCHOOL

Instructions


1. Fold the right hand corner 90 degrees towards the spine of the book.



2. Fold the page again towards the spine.



3. Fold the bottom of the page upwards.



5. Fold all the pages as above.



6. Pop a star on the top!



Decorate any which way you choose!